




2017121 GC Summer  
GS 12

Main Draw

1	TSA071180	GE		[1] Rune VAN WYK			
2				A1 BYE	[1] Rune VAN WYK		
3	TSA061564	GC		Grace FABER		[1] Rune VAN WYK	
4				A2 BYE	Grace FABER	6-0, 6-0	
5	TSA071163	GC		[4] Lukhanyo NCUBE		Kamohelo KHABELE	
6				A3 BYE	[4] Lukhanyo NCUBE (Ret.)	6-2, 6-2	
7	TSA061157	FS		Kamohelo KHABELE		Kamohelo KHABELE	
8				A4 BYE	Kamohelo KHABELE	1-0 (Ret.)	
9	TSA071244	GC		Moroesi TUOANE			Kamohelo KHABELE
10	TSA071407			Olivia ROBERTS	Olivia ROBERTS	6-3, 6-2	
11				BYE			
12	TSA061291			[3] OWETHU MAKHANYA	[3] OWETHU MAKHANYA		
13	TSA061508	GC		Ane VAN DER WESTHUIZEN		[2] Nobuhle ZUNGU	
14	TSA071402	GC		Vanessa FOLEY	Vanessa FOLEY	6-0, 6-0	
15				BYE			
16	TSA062097			A8 [2] Nobuhle ZUNGU	[2] Nobuhle ZUNGU	6-1, 6-0	

Position 3-4	[1] Rune VAN WYK	
	[3] OWETHU MAKHANYA	[1] Rune VAN WYK 6-2, 6-3

Position 5-8	Grace FABER	
	C1 BYE	Grace FABER
	Olivia ROBERTS	Vanessa FOLEY 6-0, 6-0
	Vanessa FOLEY	Vanessa FOLEY 6-1, 6-1

Position 7-8	BYE	
	D1 Olivia ROBERTS	Olivia ROBERTS

The diagram is a complex family tree or organizational chart. It features several rectangular boxes, some of which are connected by lines. The boxes contain names and some contain the word "BYE".

- At the top left, there is a box containing "BYE".
- Below it, a box contains "E1" and "BYE".
- To the right of "E1" and "BYE", there is a box containing "BYE".
- Below "E1" and "BYE", there is a box containing "E2" and "BYE".
- To the right of "E2" and "BYE", there is a box containing "BYE".
- Below "E2" and "BYE", there is a box containing "E3" and "BYE".
- To the right of "E3" and "BYE", there is a box containing "BYE".
- Below "E3" and "BYE", there is a box containing "E4" and "BYE".
- To the right of "E4" and "BYE", there is a box containing "BYE".
- Below "E4" and "BYE", there is a box containing "E5" and "BYE".
- To the right of "E5" and "BYE", there is a box containing "BYE".
- Below "E5" and "BYE", there is a box containing "E7" and "BYE".
- To the right of "E7" and "BYE", there is a box containing "BYE".
- Below "E7" and "BYE", there is a box containing "Moroesi TUOANE" and "BYE".
- To the right of "Moroesi TUOANE" and "BYE", there is a box containing "BYE".
- Below "Moroesi TUOANE" and "BYE", there is a box containing "Ane VAN DER WESTHUIZEN" and "7-5, 6-3".
- To the right of "Ane VAN DER WESTHUIZEN" and "7-5, 6-3", there is a box containing "BYE".
- Below "Ane VAN DER WESTHUIZEN" and "7-5, 6-3", there is a box containing "Ane VAN DER WESTHUIZEN".
- To the right of "Ane VAN DER WESTHUIZEN", there is a box containing "BYE".
- Below "Ane VAN DER WESTHUIZEN", there is a box containing "Ane VAN DER WESTHUIZEN".
- To the right of "Ane VAN DER WESTHUIZEN", there is a box containing "BYE".

The diagram is a complex family tree or organizational chart. It features several rectangular boxes, some of which are connected by lines. The boxes contain names and some contain the word "BYE".

- At the top left, there is a box containing "BYE".
- Below it, a box contains "E1" and "BYE".
- To the right of "E1" and "BYE", there is a box containing "BYE".
- Below "E1" and "BYE", there is a box containing "E2" and "BYE".
- To the right of "E2" and "BYE", there is a box containing "BYE".
- Below "E2" and "BYE", there is a box containing "E3" and "BYE".
- To the right of "E3" and "BYE", there is a box containing "BYE".
- Below "E3" and "BYE", there is a box containing "E4" and "BYE".
- To the right of "E4" and "BYE", there is a box containing "BYE".
- Below "E4" and "BYE", there is a box containing "E5" and "BYE".
- To the right of "E5" and "BYE", there is a box containing "BYE".
- Below "E5" and "BYE", there is a box containing "E7" and "BYE".
- To the right of "E7" and "BYE", there is a box containing "BYE".
- Below "E7" and "BYE", there is a box containing "Moroesi TUOANE" and "BYE".
- To the right of "Moroesi TUOANE" and "BYE", there is a box containing "BYE".
- Below "Moroesi TUOANE" and "BYE", there is a box containing "Ane VAN DER WESTHUIZEN" and "7-5, 6-3".
- To the right of "Ane VAN DER WESTHUIZEN" and "7-5, 6-3", there is a box containing "BYE".
- Below "Ane VAN DER WESTHUIZEN" and "7-5, 6-3", there is a box containing "Ane VAN DER WESTHUIZEN".
- To the right of "Ane VAN DER WESTHUIZEN", there is a box containing "BYE".
- Below "Ane VAN DER WESTHUIZEN", there is a box containing "Ane VAN DER WESTHUIZEN".
- To the right of "Ane VAN DER WESTHUIZEN", there is a box containing "BYE".

BYE	
F1	Moroesi TUOANE
Moroesi TUOANE	

The diagram shows a bus system with three components: G1, G2, and G3. G1 and G2 are masters, and G3 is a slave. G1 and G2 have 'BYE' signals. G3 has a 'BYE' signal. A horizontal line connects the 'BYE' signals of G1, G2, and G3.

BYE	
H1	
BYE	