





2022081 GC Super 8 Rainbow Kidz U10
GREEN BALL BOYS

Box 1

| | | | | 1. | 2. | 3. |
|-----------|----|---|--------------------------|-----|-----|-----|
| TSA131317 | | | 1. KHIMJEE Tanay | | 2-7 | 1-4 |
| TSA121208 | GC |  | 2. STEENEVELDT Joshua | 7-2 | | 4-2 |
| TSA131253 | GE |  | 3. POTGIETER Milan | 4-1 | 2-4 | |


| Standings | Points | Wins | Losses | Sets | Games |
|-----------------------|--------|------|--------|--------------|-----------------|
| 1. Joshua STEENEVELDT | 4 | 2 | 0 | 2 - 0 (100%) | 11 - 4 (73.33%) |
| 2. Milan POTGIETER | 2 | 1 | 1 | 1 - 1 (50%) | 6 - 5 (54.55%) |
| 3. Tanay KHIMJEE | 0 | 0 | 2 | 0 - 2 (0%) | 3 - 11 (21.43%) |

Box 2

| | | | | 1. | 2. | 3. | 4. |
|-----------|----|--|---------------------|-----|-----|------|------|
| TSA131233 | GC |  | 1. TAIT Samuel | | 3-6 | 2-9 | 4-4 |
| TSA131199 | GC | | 2. BOTHA Marais | 6-3 | | 2-6 | 8-1 |
| TSA121160 | GC |  | 3. BOWERS Mpho | 9-2 | 6-2 | | 11-1 |
| TSA131442 | GN | | 4. MARSHALL Liam | 4-4 | 1-8 | 1-11 | |



| Standings | Points | Wins | Losses | Sets | Games |
|------------------|--------|------|--------|----------------|------------------|
| 1. Mpho BOWERS | 6 | 3 | 0 | 3 - 0 (100%) | 26 - 5 (83.87%) |
| 2. Marais BOTHA | 4 | 2 | 1 | 2 - 1 (66.67%) | 16 - 10 (61.54%) |
| 3. Samuel TAIT | 0 | 0 | 3 | 0 - 3 (0%) | 9 - 19 (32.14%) |
| 4. Liam MARSHALL | 2 | 1 | 2 | 1 - 2 (33.33%) | 6 - 23 (20.69%) |

Box 3

| | | | | 1. | 2. | 3. | 4. |
|-----------|----|---|-------------------------------|------|------|-----|-----|
| TSA131278 | | | 1. DIXON Luke | | 10-1 | 5-5 | 5-0 |
| TSA151049 | | | 2. NDABENI Sqhamo-Esihle | 1-10 | | 0-5 | 5-0 |
| TSA141140 | GC |  | 3. HOBSON David | 5-5 | 5-0 | | 5-0 |
| | | | 4. EDOUN DONG Messie Paoly | 0-5 | 0-5 | 0-5 | |

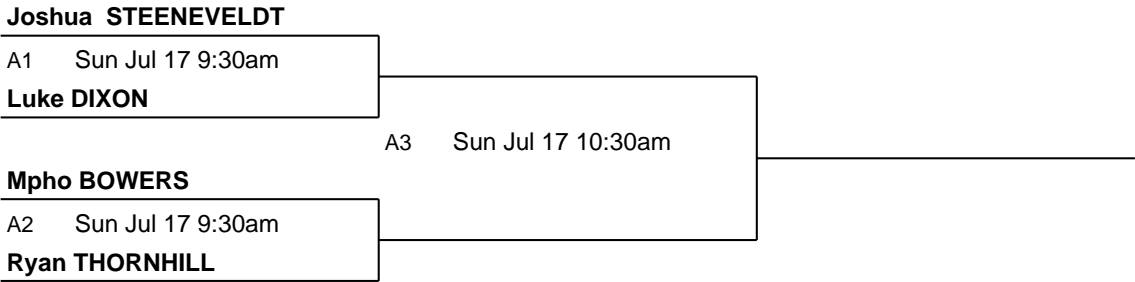
| Standings | Points | Wins | Losses | Sets | Games |
|----------------------------|--------|------|--------|----------------|-----------------|
| 1. Luke DIXON | 4 | 2 | 1 | 2 - 1 (66.67%) | 20 - 6 (76.92%) |
| 2. David HOBSON | 6 | 3 | 0 | 3 - 0 (100%) | 15 - 5 (75%) |
| 3. Sqhamo-Esihle NDABENI | 2 | 1 | 2 | 1 - 2 (33.33%) | 6 - 15 (28.57%) |
| 4. Messie Paoly EDOUN DONG | 0 | 0 | 3 | 0 - 3 (0%) | 0 - 15 (0%) |

Box 4

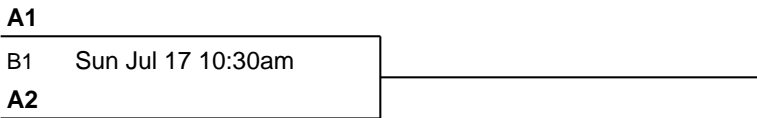
| | | | | 1. | 2. | 3. | 4. |
|-----------|-----|---|----------------------------|------|------|------|------|
| TSA151065 | GC | | 1. BOTHA Noa-Daniël | | 2-6 | 10-0 | 0-11 |
| TSA131239 | GE | | 2. ROOSKRANTZ Elijah | 6-2 | | 5-0 | 0-11 |
| TSA131209 | GN |  | 3. DLAMINI Enhle Inkosi | 0-10 | 0-5 | | 0-10 |
| TSA131010 | KZN |  | 4. THORNHILL Ryan | 11-0 | 11-0 | 10-0 | |

| Standings | Points | Wins | Losses | Sets | Games |
|-------------------------|--------|------|--------|----------------|------------------|
| 1. Ryan THORNHILL | 6 | 3 | 0 | 3 - 0 (100%) | 32 - 0 (100%) |
| 2. Noa-Daniël BOTHA | 2 | 1 | 2 | 1 - 2 (33.33%) | 12 - 17 (41.38%) |
| 3. Elijah ROOSKRANTZ | 4 | 2 | 1 | 2 - 1 (66.67%) | 11 - 13 (45.83%) |
| 4. Enhle Inkosi DLAMINI | 0 | 0 | 3 | 0 - 3 (0%) | 0 - 25 (0%) |

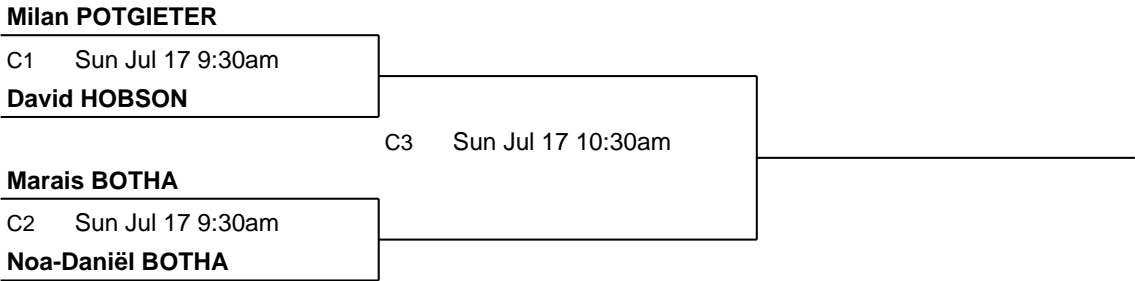
1/2 Playoff



3/4 Playoff



5/6 Playoff



7/8 Playoff

C1

D1 Sun Jul 17 10:30am

C2

9/10 Playoff

Tanay KHIMJEE

E1 Sun Jul 17 9:30am

Sqhamo-Esihle NDABENI

E3 Sun Jul 17 10:30am

Samuel TAIT

E2 Sun Jul 17, 10am

Elijah ROOSKRANTZ

11/12 Playoff

E1

F1 Sun Jul 17, 11am

E2

13/14 Playoff

Box 1: 4th

G1 Sun Jul 17, 10am

Messie Paoly EDOUN DONG

G3 Sun Jul 17, 11am

Liam MARSHALL

G2 Sun Jul 17, 10am

Enhle Inkosi DLAMINI

15/16 Playoff

G1

H1 Sun Jul 17, 11am

G2